



Clean Water Financing & Assistance Program

Stormwater Local Assistance Fund



Clean Water Financing & Assistance Program

- Virginia Clean Water Revolving Loan Fund (VCWRLF)
- Water Quality Improvement Fund (WQIF)
- Stormwater Local Assistance Fund (SLAF)

Stormwater Local Assistance Fund

- History
 - Enabled by the General Assembly in 2013
 - Administered by the State Water Control Board (SWCB) and DEQ
 - Established to provide matching grants (50%) to local governments for planning, design, and implementation of stormwater BMPs
 - Solicitations in FY14, FY15, FY16, FY17, FY19
 - To date \$100 MM authorized for the fund.

The purpose of the Fund is to provide matching grants to local governments for the planning, design, and implementation of stormwater best management practices that address cost efficiency and commitments related to reducing water quality pollutant loads. Moneys in the Fund shall be used to meet: i) obligations related to the Chesapeake Bay total maximum daily load (TMDL) requirements; ii) requirements for local impaired stream TMDLs; iii) water quality requirements of the Chesapeake Bay Watershed Implementation Plan (WIP); and iv) water quality requirements related to the permitting of small municipal stormwater sewer systems. The grants shall be used solely for capital projects meeting all pre-requirements for implementation, including but not limited to: i) new stormwater best management practices; ii) stormwater best management practice retrofits; iii) stream restoration; iv) low impact development projects; v) buffer restoration; vi) pond retrofits; and vii) wetlands restoration.

Stormwater Local Assistance Fund

- Program guidelines for SLAF issued by State Water Control Board in 2013
- Revised guidelines approved by State Water Control Board in 2016
 - Guideline revisions – Stakeholder group – DEQ, CBF, VAMSA, JRA, Reedy Creek Coalition
 - Addition of NPS credits, procurement certification, professional services cap, readiness to proceed points, incremental cost of LID infrastructure, additional info on stream restorations.

Who & What is Eligible?

➤ Who can apply:

- Local governments (any county, city, town, municipal corporation, authority, district, commission, or political subdivision)

➤ Eligible Costs:

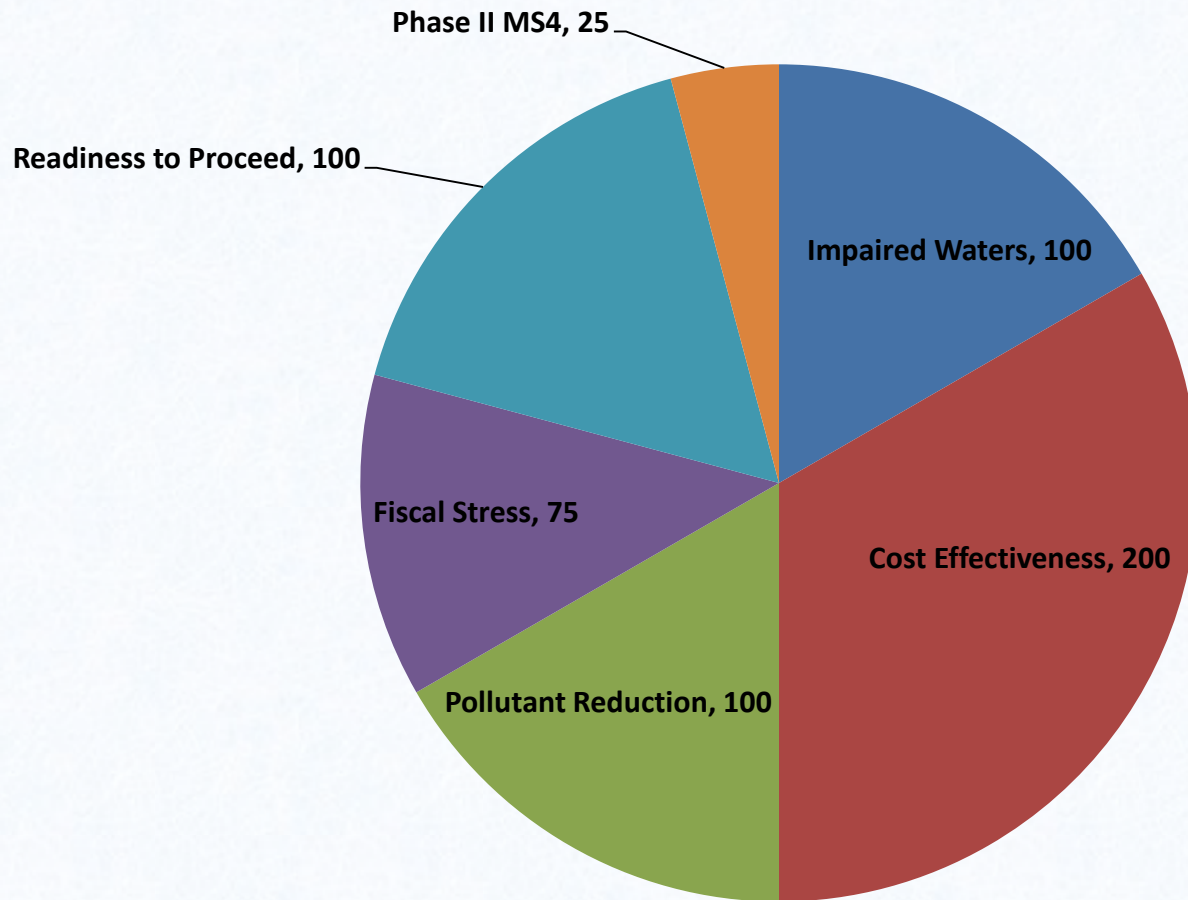
- Reasonable and necessary costs associated with Clearinghouse approved BMPs, Stream Restoration Projects
- Engineering and Construction Costs
 - Geotechnical, ROW, Construction Administration, and Inspection
- NEW! – NPS Nutrient Credit Purchases are eligible

➤ Ineligible Costs:

- Municipal employee costs
- Administrative costs
- BMP operation or maintenance
- Interest costs associated with borrowed funds
- Extraneous amenities not required for water quality



Application Evaluation



Program Requirements

- Engineering/Professional Services Procurement
 - Must follow VPPA
- Plan & Specification Submittal
 - Pollutant Reduction Calculations (TP)
 - BMP Certification
 - Environmental Permits
- Construction Procurement
 - Must follow VPPA
- Long Term Responsibility & Maintenance Plan

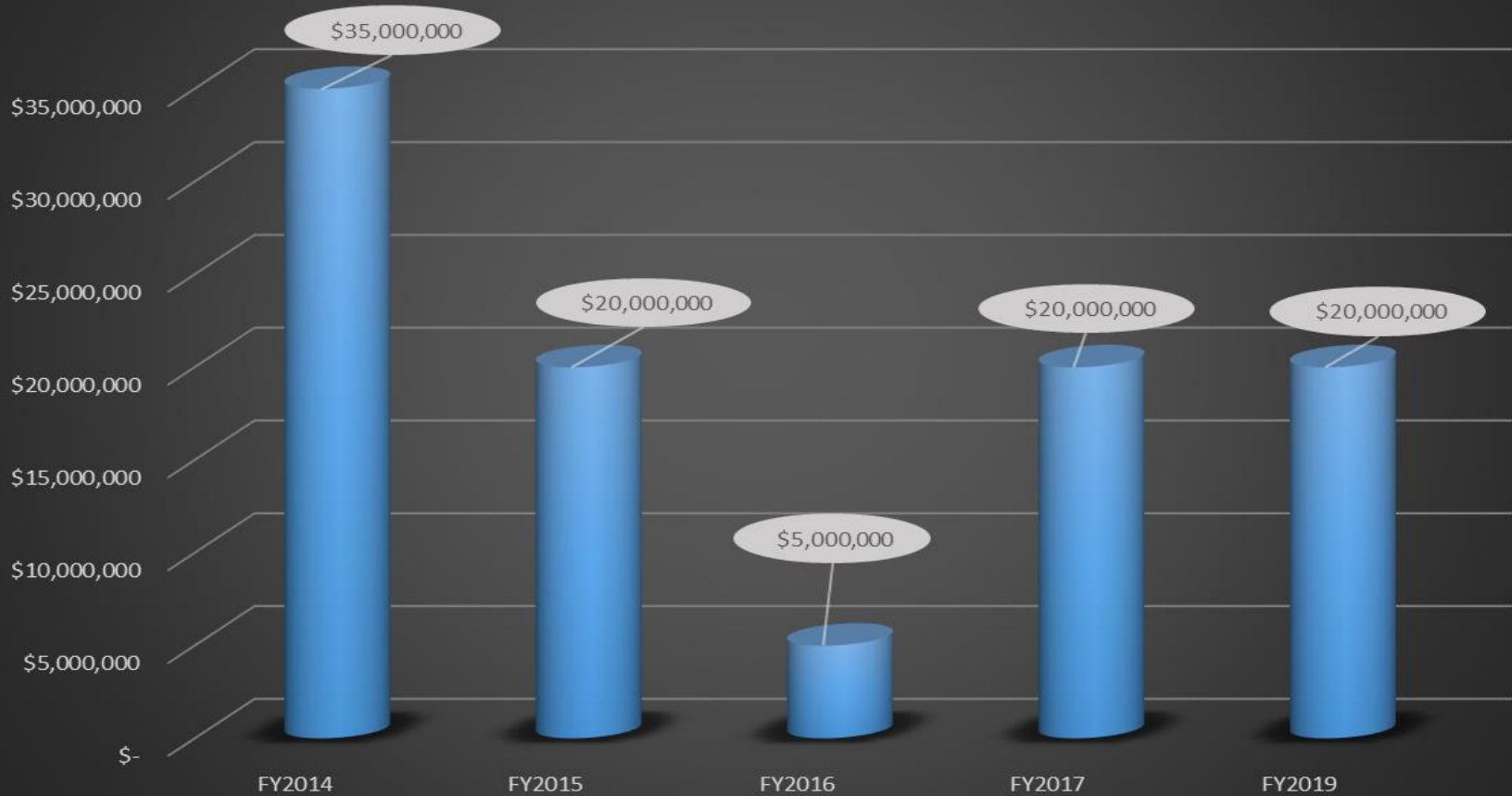
Local 50% Match Sources

- Local 50% match comes from a variety of sources
 - Local General funds/Bond funds
 - Challenging to obligate funds in advance of grant authorization
 - SW Utility funds
 - Public-Private Partnership (P3)
 - Roanoke County
 - Grant funds
 - National Fish & Wildlife Foundation (NFWF)
 - **Virginia Clean Water Revolving Loan Fund (VCWRLF)**



SLAF Appropriations & Solicitations

SLAF Funding Appropriations

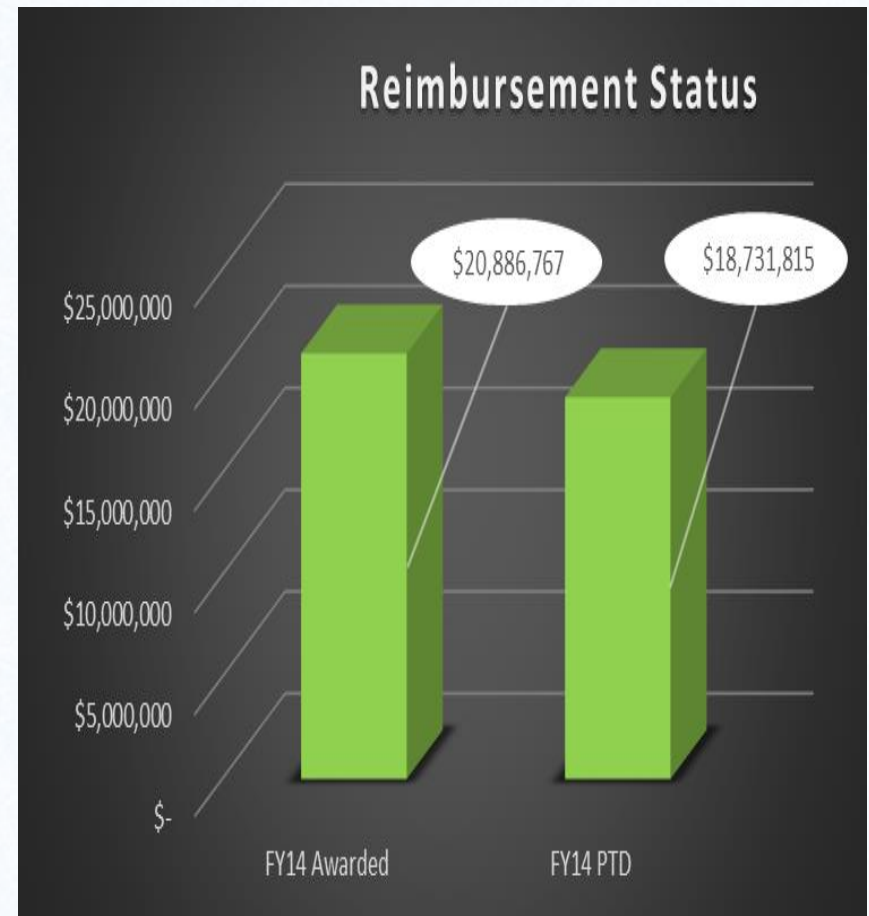


FY2014 Solicitation

- \$39.3M requested for 113 projects
- Funding Authorized: \$22.9M
 - Project applications authorized: 71
 - Applicants: 31
 - 35 Stream Restorations
 - 36 Other BMPs
- Projects not funded – ineligible activity such as maintenance, ineligible BMP or costs >\$50K/lb/TP

FY2014 Project Status

- Total Grant Projects: 71
- Project grants awarded: 49
 - Project grants complete: 41
 - Project grants underway: 8
- Project grants to be awarded: 5
- Project grants withdrawn: 17

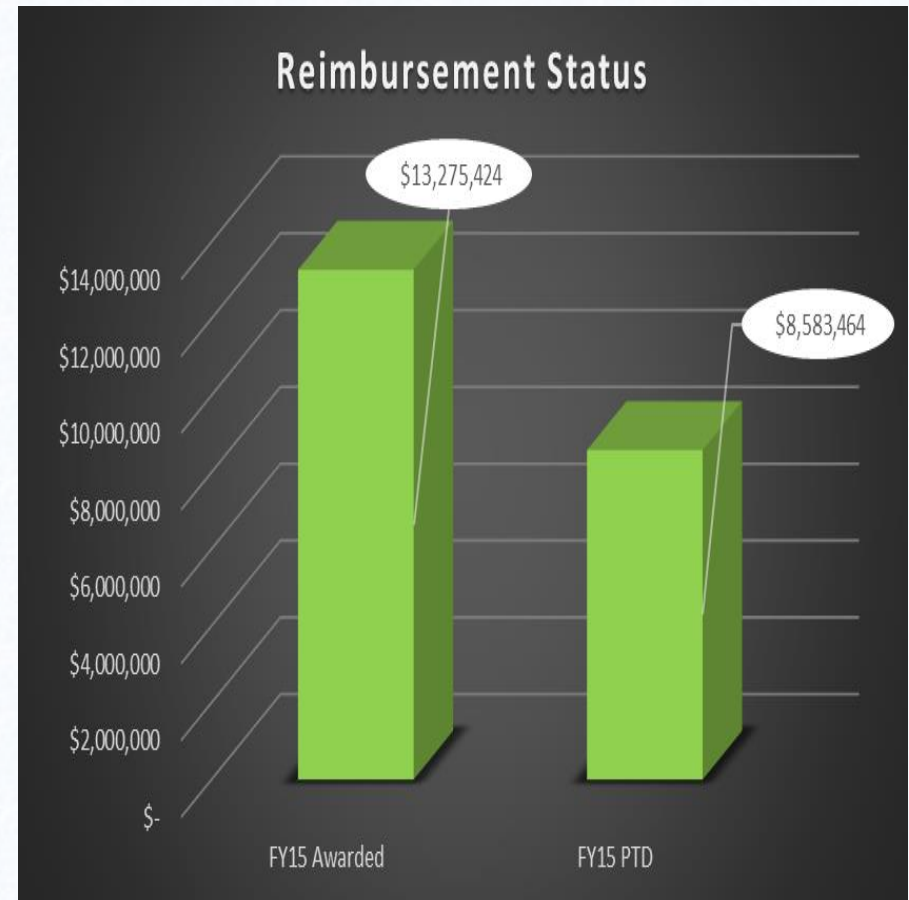


FY2015 Solicitation

- \$21.6M requested for 65 projects
- Funding Authorized: \$21.5M
 - Project applications authorized: 64
 - Applicants: 25
 - 31 Stream Restorations
 - 33 Other BMPs
- Project not funded – exceeded \$50K/lb/TP

FY2015 Project Status

- Total Grant Projects: 64
- Project grants awarded: 46
 - Project grants complete: 18
 - Project grants underway: 28
- Project grants to be awarded: 10
- Project grants withdrawn: 8

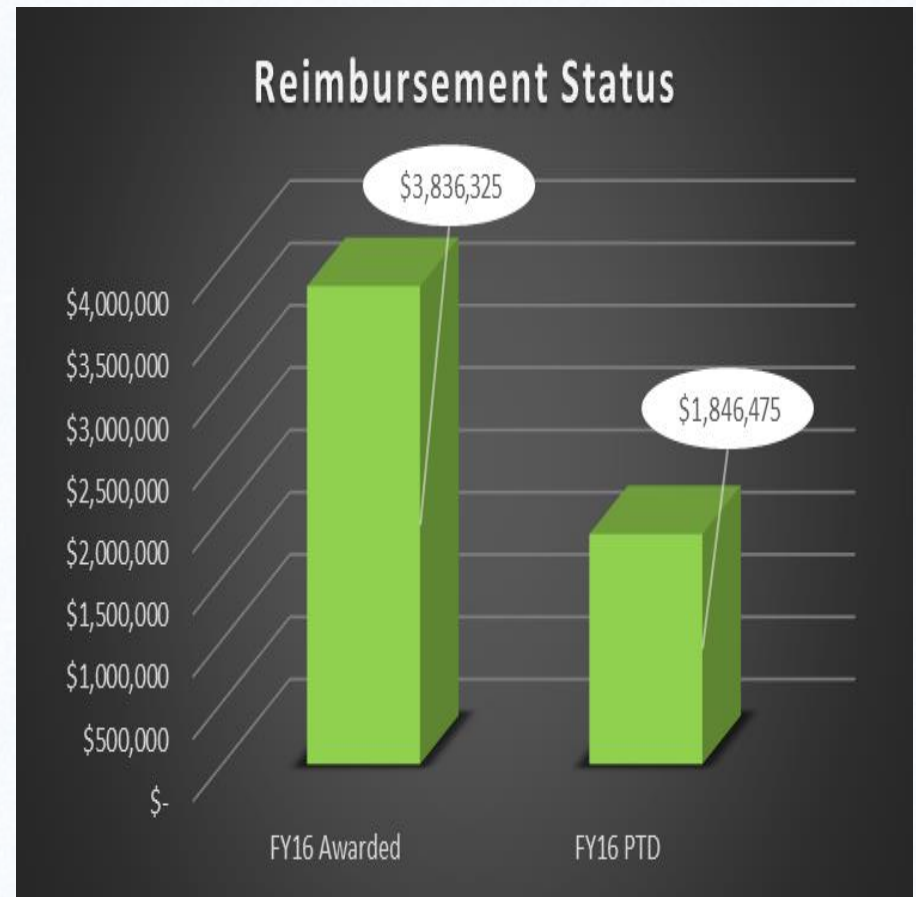


FY2016 Solicitation

- \$36M requested for 77 projects
- Funding Authorized: \$8.5M
 - Project applications authorized: 17
 - Applicants: 17
 - 11 Stream Restorations
 - 6 Other BMPs
- Funds provided to highest ranking project from each locality until funds exhausted

FY2016 Project Status

- Total Grant Projects: 17
- Project grants awarded: 9
 - Project grants complete: 4
 - Project grants underway: 5
- Project grants to be awarded: 7
- Project grants withdrawn: 1



FY2017 Solicitation

- \$35M requested for 65 projects
- Funding Authorized: \$19.9M
 - Project Applications Authorized: 41
 - Applicants: 26
 - 25 Stream Restorations
 - 16 Other BMPs

FY2017 Solicitation Continued

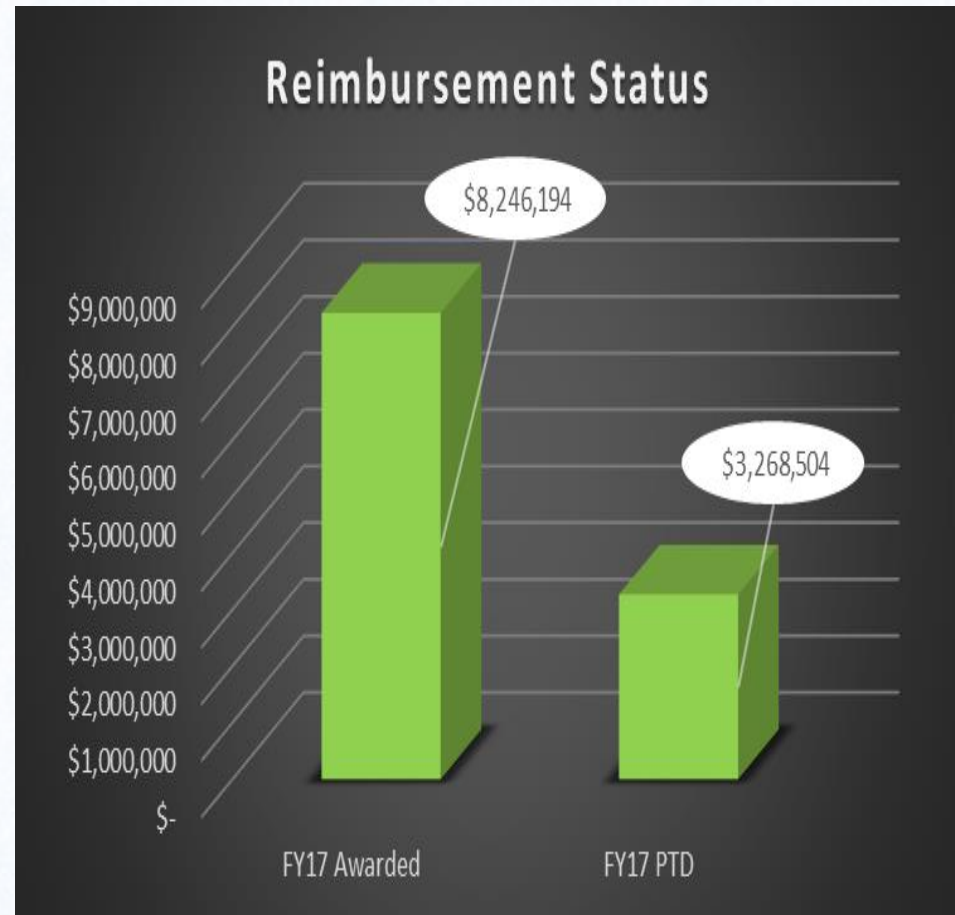
- Projects not funded in FY2017
 - 11 Exceeded maximum grant authorization/locality
 - 1 project below minimum grant amount
 - 1 started construction before earliest start date
 - 1 could not support TP amount in application
 - 1 had not received bids on previously authorized projects
 - 1 project removed due to projected construction start date of 2020
 - 3 stream restorations bypassed – could not meet qualifying conditions for restoration

FY2017 Continued

- 2 BMPs rejected – 1 could not meet sizing requirements and 1 was already providing treatment for volumes in excess of sizing requirements
- 3 projects ranked low on the points scale and were excluded from consideration.

FY2017 Project Status

- Total Grant Projects: 41
- Project grants awarded: 13
 - Project grants complete: 2
 - Project grants underway: 11
- Project grants to be awarded: 27
- Project grants withdrawn: 1



FY2019 Solicitation

- Funding Available: Approximately \$20,000,000
 - Project applications received: 59
 - Applicants: 34
 - \$40,112,085 requested
- *APPLICATION REVIEW PROCESS UNDERWAY



Questions?

Mike Crocker, Jr

Project Oversight Team Leader

michael.crocker@deq.virginia.gov

804-698-4012